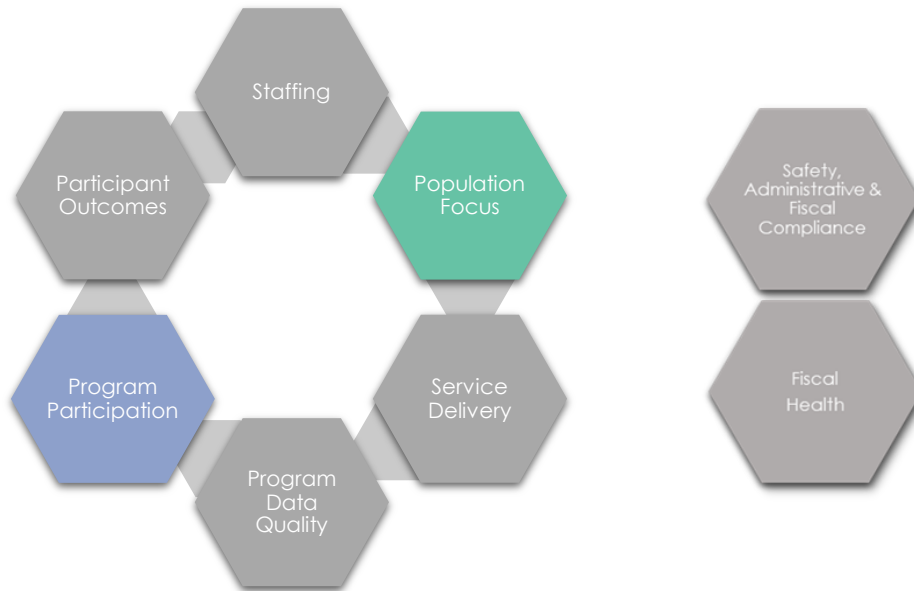


Programmatic data for Youth Development contracts!

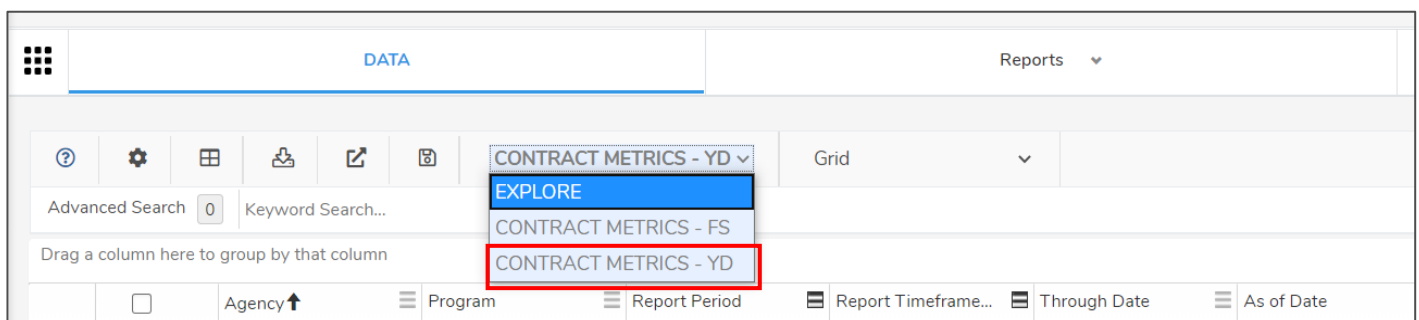
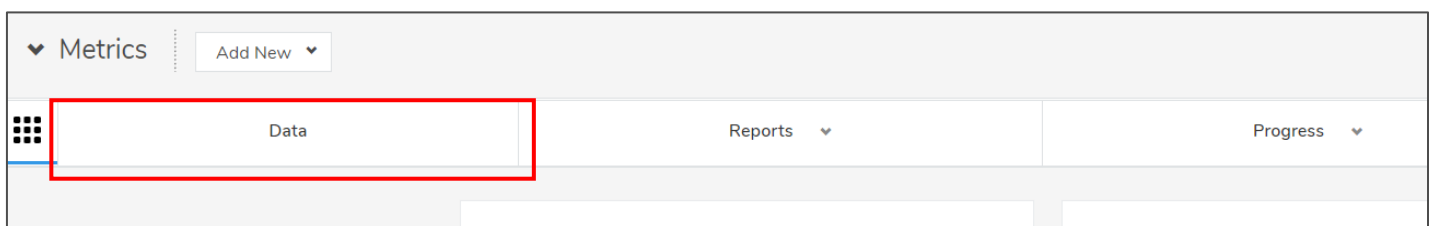
Starting now you can begin accessing aggregate programmatic data, as well as some of the calculations used in Program Metrics!

Get ready to explore an enhanced grid in the Metrics Module that includes Service Utilization (item used to measure Program Participation) and Inclusion of CWD (item used to measure Population Focus), as well as other very informative benchmarks.



Please note, Trust Central users who currently have access to the Metrics, SAMIS Programmatic and/or Contracts Module will be able to see the **Contract Metrics** grid in the Metrics Module.

To access these valuable data, log into **Trust Central**, visit the **Metrics Module** and select the **Data tab** on the metrics homepage. Next, ensure that **Contract Metrics-YD** is selected in the dropdown menu.



Population Focus: Inclusion of CWD calculation- All Youth Development programs

The actual percentage of children/youth with disabilities (CWD) being served is in line with the contracted percentage in the participants table of the scope of service

$$\text{Inclusion of CWD} = \frac{\text{Actual \% of CWD served} \left[\frac{\text{CWD participants with at least one day of attendance}}{\text{Total participants with at least one day of attendance}} \right]}{\text{Contracted \% of CWD to be served} \left[\text{Percentage of CWD contracted to serve in participants table of scope of service} \right]}$$

Program Participation: Service Utilization (K-5 Programs- School Year)

The number of slots used per day is in line with the number of contracted slots in the participants table of the scope of services.

$$\text{Service Utilization (K-5th grade programs)} = \frac{\text{Average number of slots used} \left[\frac{\text{Total number of slots used within at time period} \left[\begin{array}{l} \text{Number of participants attending each day X Number of days} \\ \text{in time period} \end{array} \right]}{\text{Possible service days passed} \left[\begin{array}{l} \text{Number of days during which services could have been} \\ \text{provided since the contract timeframe began based on the} \\ \text{MDCPS calendar.} \end{array} \right]} \right]}{\text{Contracted number of slots} \left[\text{Number of contracted slots in participants table of scope of service} \right]}$$

Program Participation: Service Utilization (6-12 Programs- School Year)

The actual use of services is in line with the contracted number of hours to in the program participation table of the scope of services.

$$\text{Service Utilization (6-12th grade programs)} = \frac{\text{Utilization \%} \left[\frac{\text{Actual units of service} \left[\begin{array}{l} \text{Sum of all units of service (hours) for participants in SAMIS across} \\ \text{all activities} \end{array} \right]}{\text{Total contracted hours} \left[\begin{array}{l} \text{Number of participants X Participant overall hours} \\ \text{This will be calculated for each cohort and summed up to} \\ \text{calculate the total contracted hours from the program} \\ \text{participation table.} \end{array} \right]} \right]}{\text{Time Passed \%*} \left[\frac{\text{Possible service days passed} \left[\begin{array}{l} \text{Number of possible service days passed since the earliest service} \\ \text{start date found in the sites table of the scope of services.} \end{array} \right]}{\text{Possible service days} \left[\begin{array}{l} \text{Total number of possible service days based on the MDCPS} \\ \text{calendar using the earliest service start date and latest service} \\ \text{end date found in the sites table of the scope of services.} \end{array} \right]} \right]}$$

* It is important to note this calculation is an approximation and can only be considered as exact at the end of the contract year.