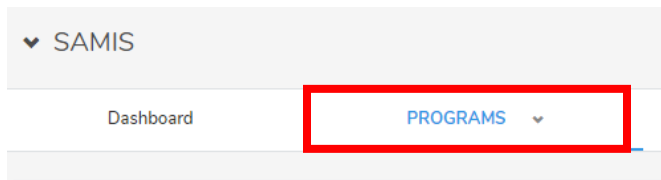




## Program Funders

Program Funders are funders (in addition to The Children's Trust) who provide resources to support the program. Other program funder(s) must be setup each fiscal year before the new budget is created. Use the Program Funders function located in the Programs option to setup the information. Any type of funding that is setup in this module will be used to enter funding details when completing a budget.

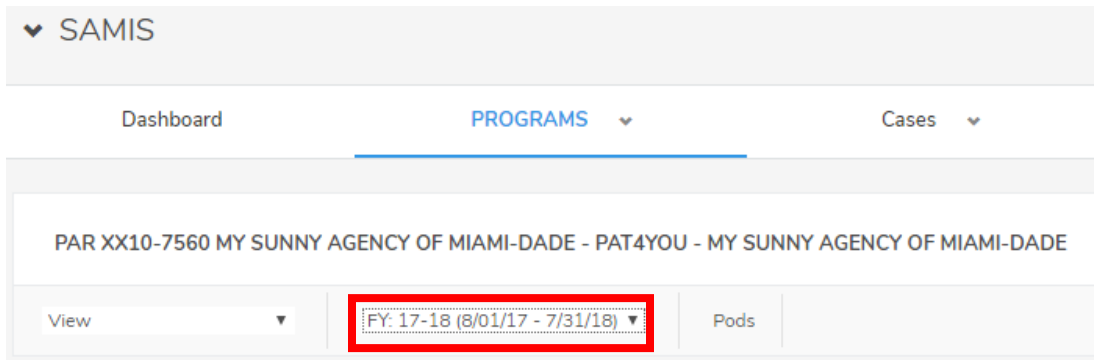
1. Log in to Trust Central and click on **SAMIS**.
2. Click on **Programs** located in the dashboard menu.



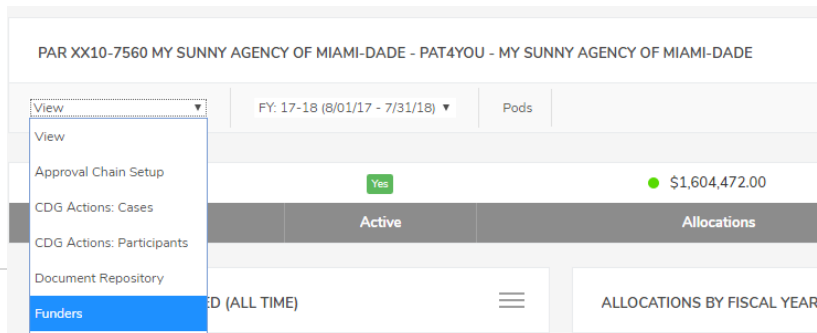
3. Select the **Program Name**

	Program Name	Agency Name	Total Allocations
1	PAR XX99-9999 My Sunny Agency of Miami-D...	My Sunny Agency of M...	\$2,188,944.00

4. Select the appropriate **Fiscal Year (FY)** from the dropdown list



5. Click on the **View** dropdown and select the **Funders** function.





6. Click on **New Program Funder**.

PAR XX10-7560 MY SUNNY AGENCY OF MIAMI-DADE - PAT4YOU - MY SUNNY AGENCY OF MIAMI-DADE

Funders

Yes \$1,604,472.00 \$0.00

Contract #	Active	Allocations	Reimbursements
------------	--------	-------------	----------------

New Program Funder

7. Confirm that the **Fiscal Year is the correct one**.
8. Select the **Funder** from the dropdown list that best describes the funding source that is being set-up.
9. Select **Budget Level (Summary)** from the **Data Capture** section.
10. Click **Save**.

PAR XX10-7560 MY SUNNY AGENCY OF MIAMI-DADE - PAT4YOU - MY SUNNY AGENCY OF MIAMI-DADE

Funders

Yes \$1,604,472.00 \$0.00

Contract #	Active	Allocations	Reimbursements	To
------------	--------	-------------	----------------	----

Program Funder

\* Fiscal Year 17-18 (8/01/17 - 7/31/18)

\* Funder Select Funder

\* Data Capture  Budget Level (Summary)  GL Level (Detail)

Comment

Save Cancel