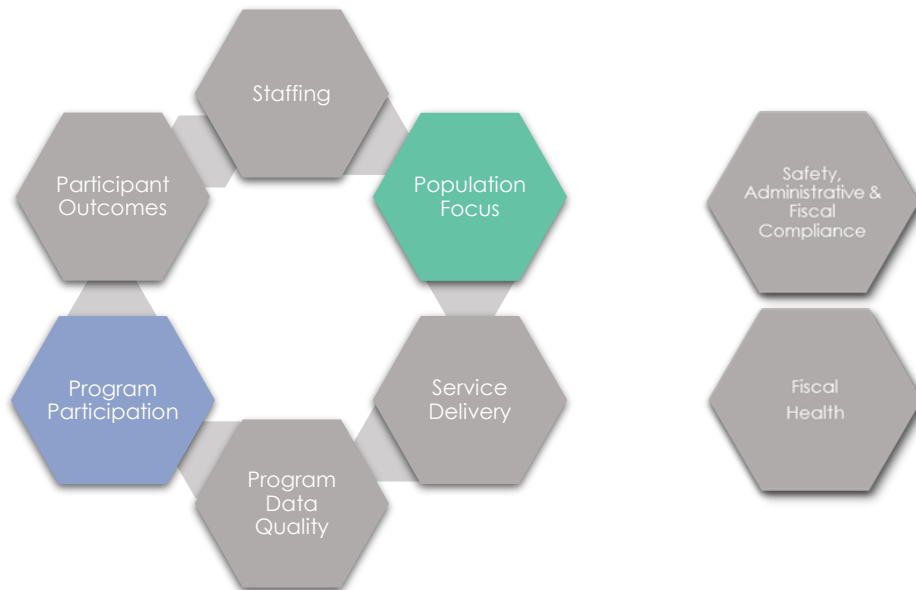




## Launch of programmatic data for Family Services contracts! Parenting, Family Strengthening, Family & Neighborhood Support Partnerships

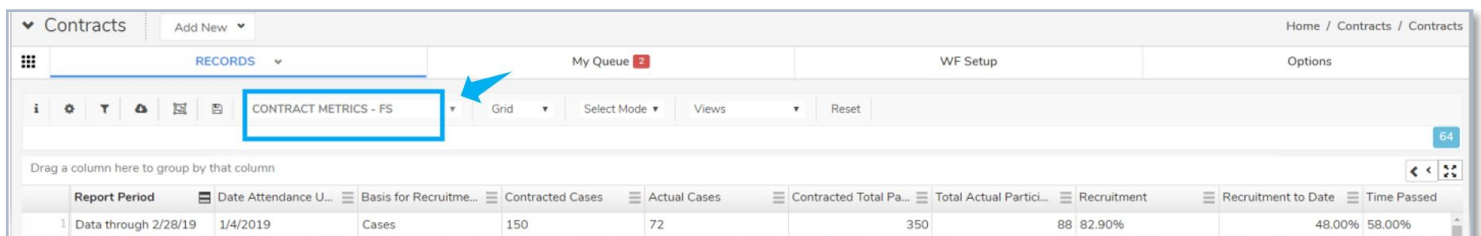
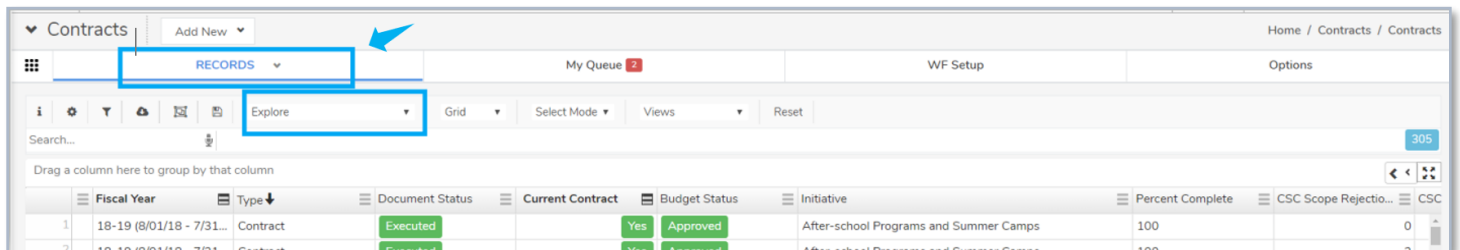
Starting now you can begin accessing aggregate programmatic data, as well as some of the calculations used in Program Metrics!

Get ready to explore an enhanced grid in the Contracts Module that includes recruitment (item used to measure Program Participation) and Inclusion of CWD (item used to measure Population Focus), as well as other very informative benchmarks.



Please note only Trust Central users who currently have access to the contract module will be able to see the **Contract Metrics** grid. Contact your agency administrator for assistance if needed.

In order to access these valuable data, log into **Trust Central** and visit the **Contracts Module**. Next click on **Records** and from the **Explore** dropdown select **Contract Metrics-FS**.



**Population Focus: Inclusion of CWD calculation-** The actual percentage of children/youth with disabilities (CWD) served is in line with the contracted percentage in the participants table of the scope of service.

Case/Family Level	OR	Participant/Individual Level
<p><b>Parenting and Family Strengthening:</b> The inclusion of CWD criteria for these contracts is based on the actual households with CWD, which is reported per case.</p> <p><b>Family and Neighborhood Support Partnerships:</b> Place-based partnerships measure the percent of families with CWD recruited; countywide partnerships with youth-centered care coordination measure the percent of youth with CWD recruited</p> $\frac{\text{Actual \% of cases with CWD in household served}}{\text{Contracted \% of CWD to be served}} = \frac{\left[ \frac{\text{Total cases with CWD and at least one unit of service}}{\text{Total cases with at least one unit of service}} \right]}{\left[ \text{Contracted Percentage of CWD found in scope of service} \right]}$	OR	<p><b>Family and Neighborhood Support Partnerships:</b> Countywide partnerships with youth-centered care coordination measure the percent of youth with CWD recruited.</p> $\frac{\text{Actual \% of CWD served}}{\text{Contracted \% of CWD to be served}} = \frac{\left[ \frac{\text{Total CWD with at least one unit of service}}{\text{Total youth with at least one unit of service}} \right]}{\left[ \text{Contracted Percentage of CWD found in youth row of participants table in scope of service} \right]}$

**Program Participation: Recruitment-** The number of cases/participants with at least one unit of service is in line with the contracted number of cases/participants to be served from the participants table of the scope of services.

**Parenting and Family Strengthening:** The recruitment basis for these contracts depends on the selected EBP.

**Family and Neighborhood Support Partnerships:** The recruitment basis for these contracts depends on the care coordination model of the partnership; such that place-based partnerships measure recruitment at the case level and Educate Tomorrow, Alliance for GLBTQ Youth, Americans for Immigrant Justice measure it at the participant level.

Case/Family Level	OR	Participant/Individual Level
$\frac{\text{Actual \% of cases recruited}}{\text{Time Passed \%*}} = \frac{\left[ \frac{\text{Actual cases}}{\text{Contracted cases/families}} \right]}{\left[ \frac{\text{Possible service days passed}}{\text{Possible service days}} \right]}$	OR	$\frac{\text{Actual \% of participants recruited}}{\text{Time Passed \%*}} = \frac{\left[ \frac{\text{Actual cases}}{\text{Contracted participants}} \right]}{\left[ \frac{\text{Possible service days passed}}{\text{Possible service days}} \right]}$

\*It is important to note this calculation is an approximation and can only be considered as exact at the end of the contract year.